





Application

Programming



Hend Alkittawi

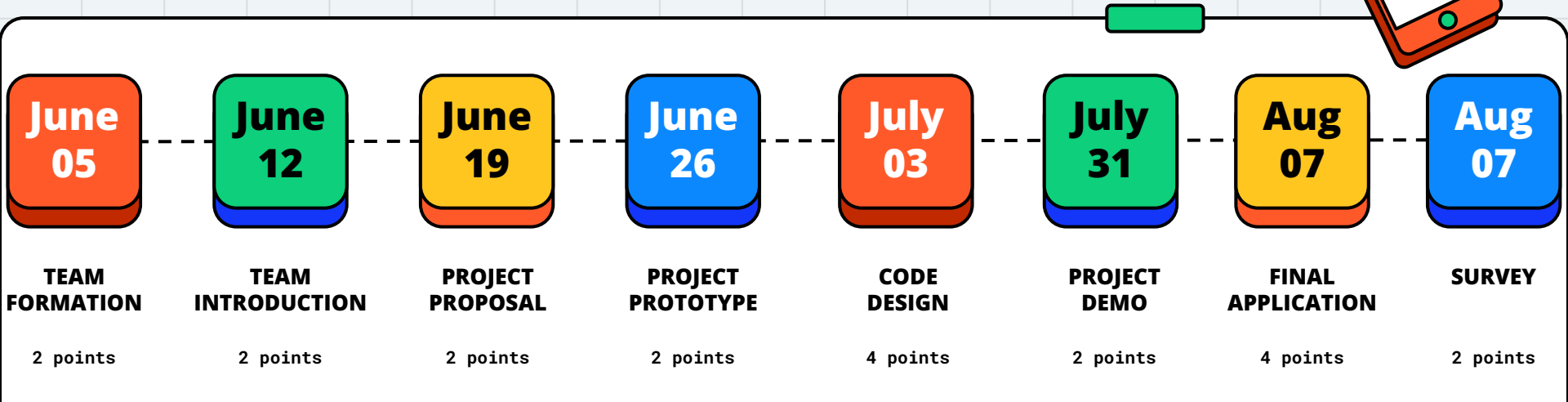





Project Overview

How to deliver a successful project!

PROJECT

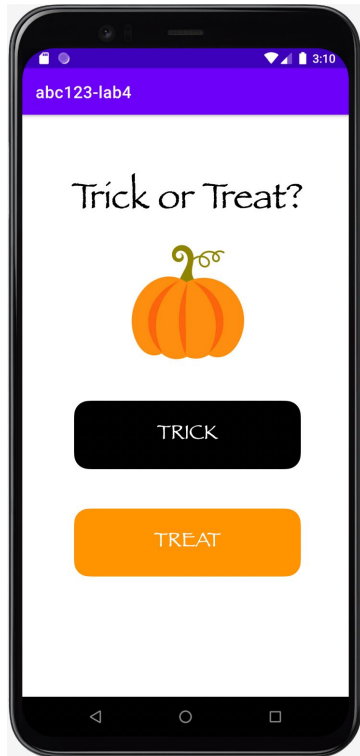


- If you don't incorporate feedback from a previous assignment into the next one, you will receive a 0 on that assignment.
- Your project grade depends on your contribution to the project!

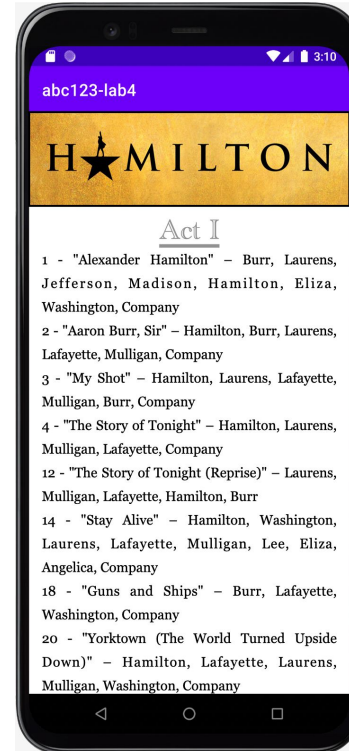
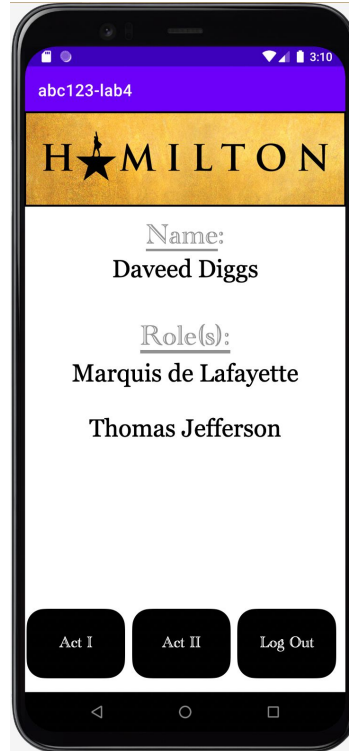
PROJECT PROPOSAL

- The proposal will serve as the foundation for the semester-long project
 - Project Title and Overview
 - Project Goals and Objectives
 - Target Audience
 - Scope of the Project
 - User Interface (UI) Design
 - Competition
 - Team Agreement
 - Conclusion

PAST LABS



PAST LABS



PROJECT PROTOTYPE

- The prototype will help you visualize the user interface and user experience of your app before development begins.
 - Adobe XD is a prototyping tool for user experience and interaction designers to design websites, mobile apps, and more.
 - [Download Adobe XD and get started](#)
 - [Tutorial](#)

CODE DESIGN

- This assignment focuses on collecting the necessary data files and obtaining a comprehensive overview of your application's code design to ensure successful development of your application.
 - Collect and organize all data files relevant to your application. This may include: csv files, txt files, image files, and any other data sources integral to your application.
 - Application UML diagram (MVC)

PROJECT DEMO

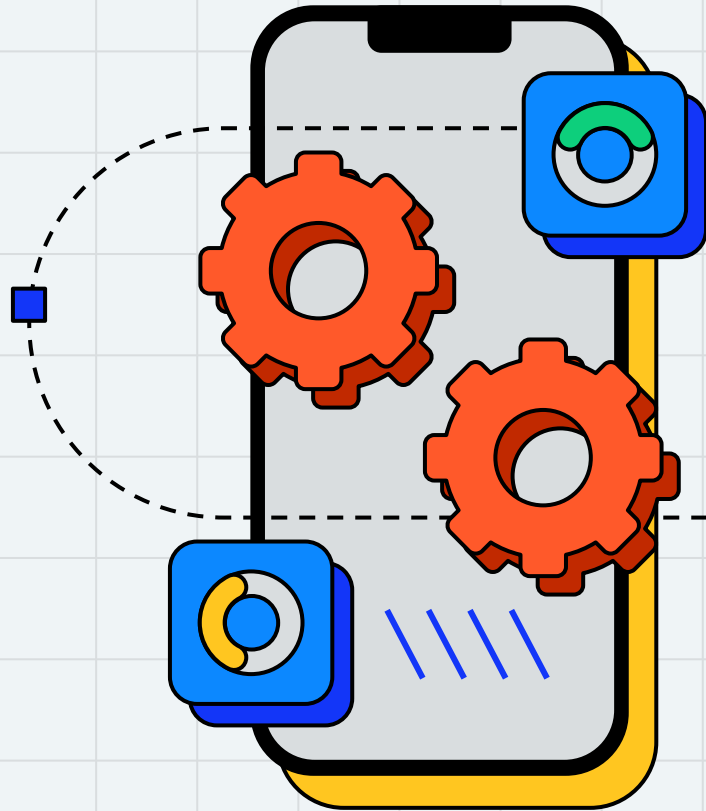
- The demo is to showcase the functionality and features of your Android app through a demonstration video. This will require effective communication and presentation skills to highlight key aspects of your app.
- This assignment also aims to cultivate critical thinking skills through the subsequent feedback survey evaluation process.

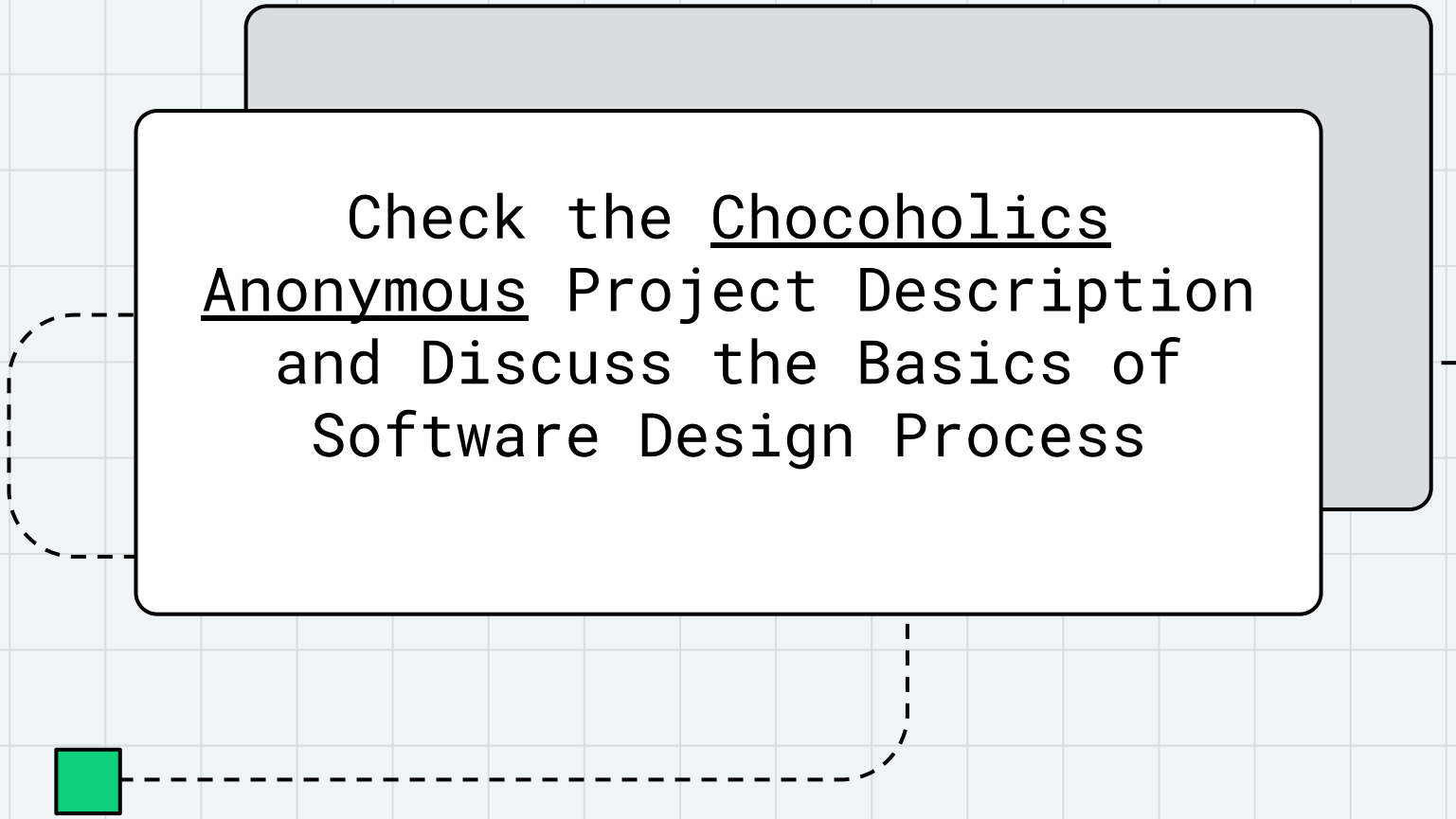
FINAL APPLICATION

- The final submission of your Android application project is a crucial step in showcasing your team's work. This assignment focuses on the successful delivery of your project code while adhering to specific guidelines and ensuring the project's completeness.
- I will be checking the GitHub repositories under the organization for your final project submissions.
 - Code
 - Readme
 - UML

IMPORTANT

When given the
choice between
being right or
being kind
choose kind!





Check the Chocoholics
Anonymous Project Description
and Discuss the Basics of
Software Design Process



THANK

YOU!

DO YOU HAVE ANY QUESTIONS?



hend.alkittawi@utsa.edu



By Appointment



Online